

CuSn4

C51100

Material Designation	
EN	CuSn4
UNS*	C51100

*Unified Numbering System (USA)

Chemical Composition (Reference)	
Sn	4 %
Cu	balance

Typical Applications
• Stamped parts
• Connectors
• Contact springs

Physical Properties*		
Electrical Conductivity	MS/m	13
	% IACS	22
Thermal Conductivity	W/(m·K)	100
Coefficient of Electrical Resistance**	10 ⁻³ /K	1.3
Coefficient of Thermal Expansion**	10 ⁻⁶ /K	18.0
Density	g/cm ³	8.85
Modulus of Elasticity	GPa	120
Specific Heat	J/(g·K)	0.377
Poisson's Ratio		0.34

Fabrication Properties	
Capacity for Being Cold Worked	excellent
Machinability	less suitable
Capacity for Being Electroplated	excellent
Capacity for Being Hot-Dip Tinned	excellent
Soft Soldering	excellent
Resistance Welding	good
Gas Shielded Arc Welding	good
Laser Welding	good

Corrosion Resistance
Resistant to seawater and industrial atmosphere. Largely insensitive to stress corrosion cracking.


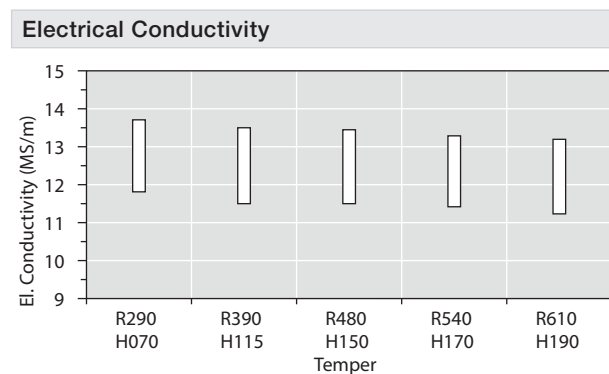
* Reference values at room temperature

** Between 0 and 300 °C

Mechanical Properties						
Temper		R290	R390	R480	R540	R610
Tensile Strength R _m	MPa	290–390	390–490	480–570	540–630	≥ 610
Yield Strength R _{p0.2}	MPa	≤ 190	≥ 320	≥ 440	≥ 510	≥ 580
Elongation A _{50mm}	%	≥ 40	≥ 11	≥ 4	≥ 3	–

Intermediate tempers are feasible. Higher elongation values can be obtained by additional heat treatments.

Temper	H070	H115	H150	H170	H190
Hardness HV	70–100	115–155	150–180	170–200	≥ 190

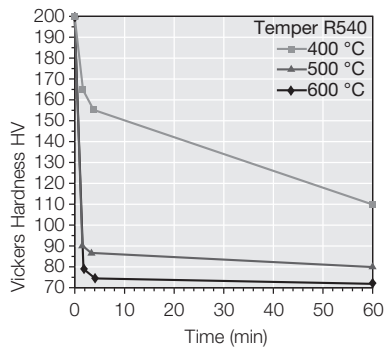
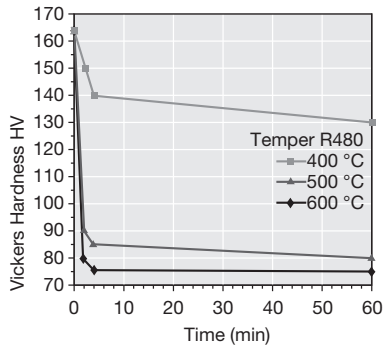


WIELAND-B14

CuSn4

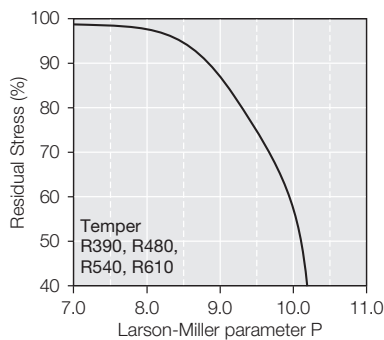
C51100

Resistance to Softening



Vickers hardness after heat treatment (typical values)

Thermal Stress Relaxation



Stress remaining after thermal relaxation as a function of Larson-Miller parameter P (F. R. Larson, J. Miller, TransASME74 (1952) 765–775) given by:

$$PP = (20 + \log(t)) \cdot (T + 273) \cdot 0.001.$$

Time t in hours, temperature T in °C.

Example: P = 9 is equivalent to 1000 h/118 °C.

Measured on stress relief annealed specimens parallel to rolling direction. Total stress relaxation depends on the applied stress level. Furthermore, it is increased to some extent by cold working.

Fatigue Strength

The fatigue strength is defined as the maximum bending stress amplitude which a material withstands for 10^7 load cycles under symmetrical alternate load without breaking. It is dependent on the temper tested and is about $\frac{1}{3}$ of the tensile strength R_m .

Types and Formats Available

- Standard coils with outside diameters up to 1.400 mm
- Hot-dip tinned strip
- Contour-milled strip
- Sheet
- Protective coated sheets
- Strip and sheet with protective coating

Dimensions Available

- Strip thickness from 0.10 mm, thinner gauges on request
- Strip width from 3 mm, however min. 10 x strip thickness

Wieland-Werke AG

www.wieland.com

Graf-Arco-Str. 36, 89079 Ulm, Germany, Phone +49 731 944 2030, info@wieland.de

This printed matter is not subject to revision. No claims can be derived from it unless there is evidence of intent or gross negligence. The product characteristics are not guaranteed and do not replace our experts' advice.