

Material Designation

EN	no EN standard
UNS*	C18090

* Unified Numbering System (USA)

Chemical Composition (Reference)

Sn	0.6 %
Ni	0.4 %
Cr	0.3 %
Ti	0.3 %
Cu	balance

Typical Applications

- Components for the electrical industry
- Connectors
- Contact springs
- Relay springs
- Semiconductor components

Physical Properties*

Electrical Conductivity	MS/m	35
	%IACS	60
Thermal Conductivity	W/(m·K)	240
Coefficient of Electrical Resistance**	10 ⁻³ /K	2.13
Coefficient of Thermal Expansion**	10 ⁻⁶ /K	17.6
Density	g/cm ³	8.87
Modulus of Elasticity	GPa	133
Specific Heat	J/(g·K)	0.385
Poisson's Ratio		0.34

* Reference values at room temperature

** Between 0 and 300 °C

Fabrication Properties

Capacity for Being Cold Worked	good
Machinability	less suitable
Capacity for Being Electroplated	good
Capacity for Being Hot-Dip Tinned	good
Soft Soldering	good
Resistance Welding	fair
Gas Shielded Arc Welding	good
Laser Welding	fair

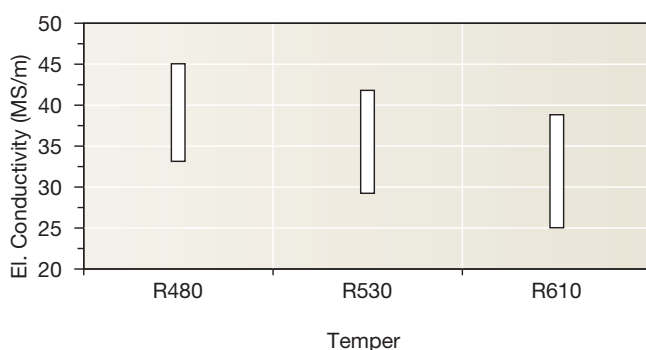
Corrosion Resistance

Wieland-K62® is resistant to pure water vapour and non oxidizing acids and alkalis as well as neutral saline solutions. The material is insensitive to stress corrosion cracking.

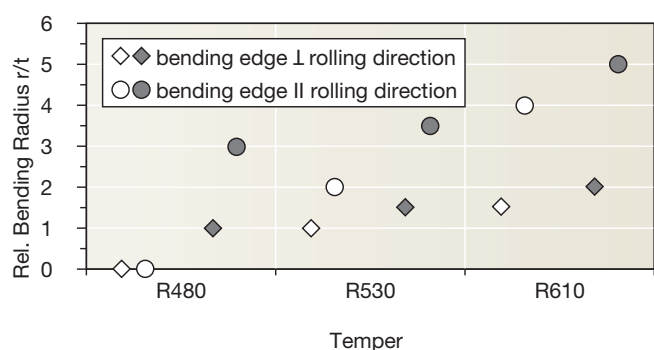
Mechanical Properties

Temper		R480	R530	R610
Tensile Strength R _m	MPa	480–580	530–630	610–710
Yield Strength R _{p0.2}	MPa	≥ 400	≥ 450	≥ 520
Elongation A _{50mm}	%	≥ 9	≥ 6	≥ 3
Hardness HV (for information only)		(130–170)	(160–200)	(180–220)

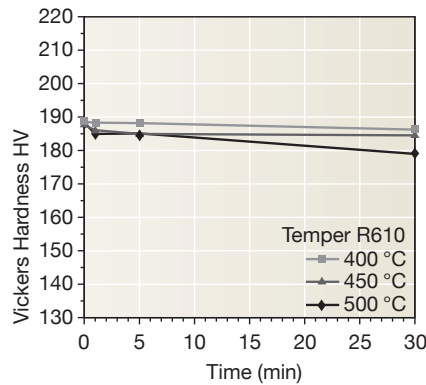
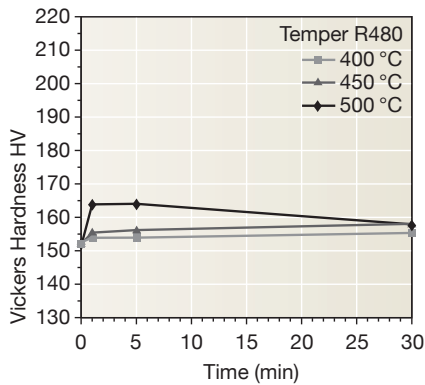
Electrical Conductivity



Bendability (Strip Thickness t ≤ 0.5 mm) ◇○ 90° ◆● 180°

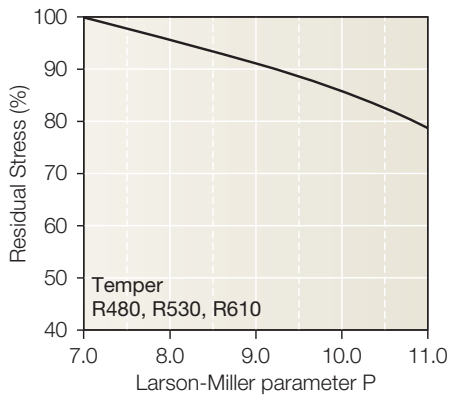


Resistance to Softening



Vickers hardness after heat treatment (typical values)

Thermal Stress Relaxation



Stress remaining after thermal relaxation as a function of Larson-Miller parameter (F. R. Larson, J. Miller, Trans ASME74 (1952) 765–775) given by:
 $P = (20 + \log(t))(T + 273) \cdot 0.001$
 Time t in hours, temperature T in °C.
 Example: P = 9 is equivalent to 1.000 h/118 °C.

Measured on stress relief annealed specimens parallel to rolling direction. Total stress relaxation depends on the applied stress level. Furthermore, it is increased to some extent by cold deformation.

Fatigue Strength

The fatigue strength is defined as the maximum bending stress amplitude which a material withstands for 10^7 load cycles under symmetrical alternate load without breaking. It is dependent on the temper tested and is about $\frac{1}{3}$ of the tensile strength R_m .

Types and Formats Available

- Standard coils with outside diameters up to 1400 mm
- Traverse-wound coils with drum weights up to 1.5 t
- Multicoil up to 5 t
- Hot-dip tinned strip
- Contour-milled strip

Dimensions Available

- Strip thickness from 0.10 mm, thinner gauges on request
- Strip width from 3 mm, however min. 10 x strip thickness