

Material Designation	
EN	CuSn0,15
UNS*	C14415

* Unified Numbering System (USA)

Chemical Composition (Reference)	
Sn	0.1 %
Cu	balance

Typical Applications
• Components for the electrical industry
• Connector pins
• Fuse boxes in automobiles
• Leadframes for semiconductors

Physical Properties*		
Electrical Conductivity	MS/m %IACS	51 88
Thermal Conductivity	W/(m·K)	350
Coefficient of Electrical Resistance**	10 ⁻³ /K	3.2
Coefficient of Thermal Expansion**	10 ⁻⁶ /K	18.0
Density	g/cm ³	8.93
Modulus of Elasticity	GPa	130
Specific Heat	J/(g·K)	0.385
Poisson's Ratio		0.34

* Reference values at room temperature

** Between 0 and 300 °C

Fabrication Properties	
Capacity for Being Cold Worked	excellent
Machinability	fair
Capacity for Being Electroplated	excellent
Capacity for Being Hot-Dip Tinned	excellent
Soft Soldering	excellent
Resistance Welding	fair
Gas Shielded Arc Welding	excellent
Laser Welding	good

Corrosion Resistance

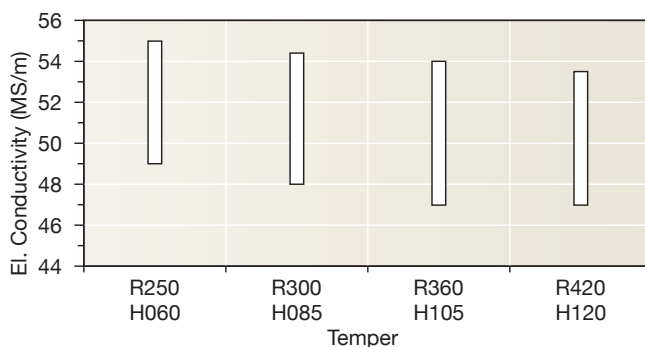
Wieland-K81® has good corrosion resistance in natural atmosphere (also sea air) and industrial atmosphere. In different waters and neutral saline solutions, it exhibits better resistance to corrosion through abrasion and pitting than SF-Cu. Wieland-K81® is insensitive to stress corrosion.

Mechanical Properties					
Temper		R250	R300	R360	R420
Tensile Strength R _m	MPa	250–320	300–370	360–430	420–490
Yield Strength R _{p0.2}	MPa	≥ 200	≥ 250	≥ 300	≥ 350
Elongation A _{50mm}	%	≥ 9	≥ 4	≥ 3	≥ 2


Intermediate tempers are feasible. Higher elongation values can be obtained by additional heat treatments.

Temper	H060	H085	H105	H120
Hardness HV	60–90	85–110	105–130	120–140

Electrical Conductivity



Bendability (Strip Thickness t ≤ 0.5 mm)

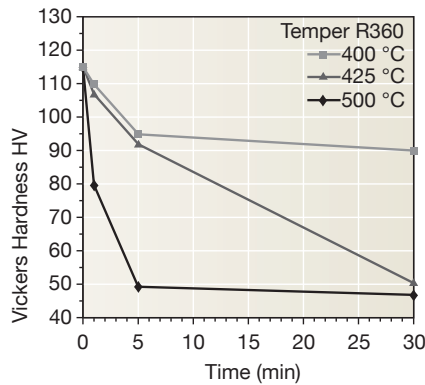
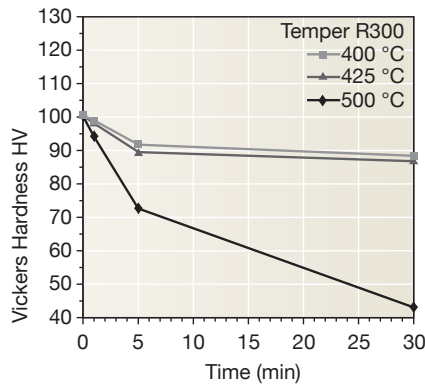


Wieland-K81®

CuSn0,15

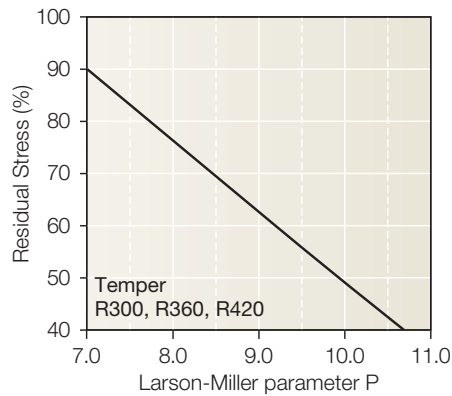
C14415

Resistance to Softening



Vickers hardness after heat treatment (typical values)

Thermal Stress Relaxation



Stress remaining after thermal relaxation as a function of Larson-Miller parameter (F. R. Larson, J. Miller, Trans ASME74 (1952) 765–775) given by:

$$P = (20 + \log(t))(T + 273) \cdot 0.001$$

Time t in hours, temperature T in °C.

Example: P = 9 is equivalent to 1.000 h/118 °C.

Measured on rolled to temper specimens parallel to rolling direction. Total stress relaxation depends on the applied stress level. Furthermore, it is increased to some extent by cold deformation.

Fatigue Strength

The fatigue strength is defined as the maximum bending stress amplitude which a material withstands for 10^7 load cycles under symmetrical alternate load without breaking. It is dependent on the temper tested and is about $\frac{1}{3}$ of the tensile strength R_m .

Types and Formats Available

- Standard coils with outside diameters up to 1400 mm
- Hot-dip tinned strip
- Traverse-wound coils with drum weights up to 1.5 t
- Contour-milled strip

Dimensions Available

- Strip thickness from 0.10 mm, thinner gauges on request
- Strip width from 3 mm, however min. 10 x strip thickness

Wieland-Werke AG

www.wieland.com

Graf-Arco-Str. 36, 89079 Ulm, Germany, Phone +49 731 944 2030, Fax +49 731 944 4257, info@wieland.de

This printed matter is not subject to revision. No claims can be derived from it unless there is evidence of intent or gross negligence. The product characteristics are not guaranteed and do not replace our experts' advice.