

Material Designation	
EN	CuZn36
UNS*	C27000

* Unified Numbering System (USA)

Chemical Composition (Reference)	
Cu	64 %
Zn	balance

Typical Applications
• Metal goods
• Deep drawn parts
• Stamped parts
• Connectors

Physical Properties*		
Electrical Conductivity	MS/m	15
	%IACS	26
Thermal Conductivity	W/(m·K)	120
Coefficient of Electrical Resistance**	10 ⁻³ /K	1.7
Coefficient of Thermal Expansion**	10 ⁻⁶ /K	20.2
Density	g/cm ³	8.44
Modulus of Elasticity	GPa	110
Specific Heat	J/(g·K)	0.377
Poisson's Ratio		0.34

* Reference values at room temperature

** Between 0 and 300 °C

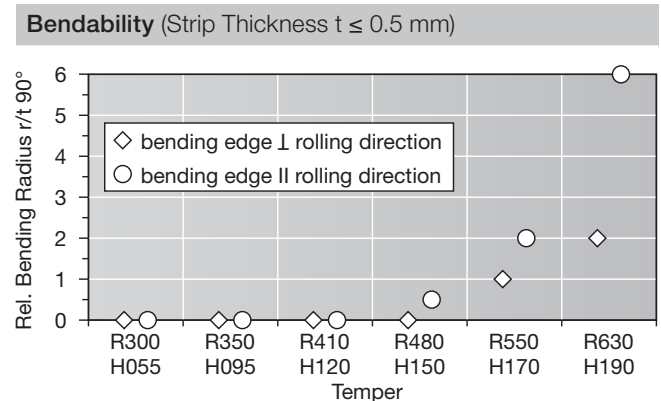
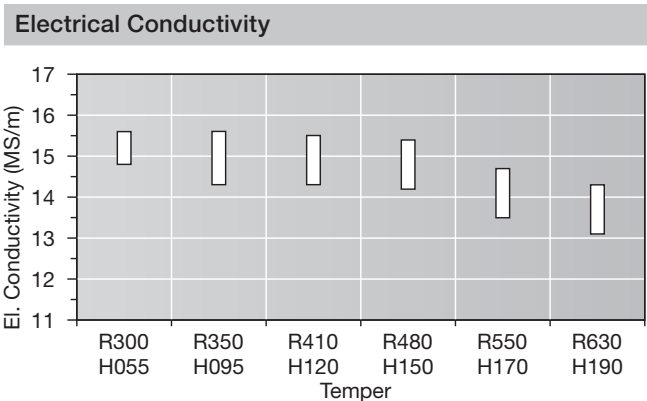
Fabrication Properties	
Capacity for Being Cold Worked	excellent
Machinability	fair
Capacity for Being Electroplated	excellent
Capacity for Being Hot-Dip Tinned	excellent
Soft Soldering	excellent
Resistance Welding	good
Gas Shielded Arc Welding	fair
Laser Welding	less suitable

Corrosion Resistance
Good resistance to: fresh water, neutral or alkaline solutions, organic compounds as well as land, sea, and industrial atmosphere.
Not resistant to: acids, hydrous sulphur compounds, hydrous ammonia (stress corrosion cracking) in non-stress-relieved condition.

Mechanical Properties							
Temper		R300	R350	R410	R480	R550	R630
Tensile Strength R _m	MPa	300–370	350–440	410–490	480–560	550–640	≥ 630
Yield Strength R _{p0.2}	MPa	≤ 180	≥ 170	≥ 300	≥ 430	≥ 500	≥ 600
Elongation A _{50mm}	%	≥ 38	≥ 19	≥ 8	≥ 3	–	–

Temper	H055	H095	H120	H150	H170	H190
Hardness HV	55–95	95–125	120–155	150–180	170–200	≥ 190

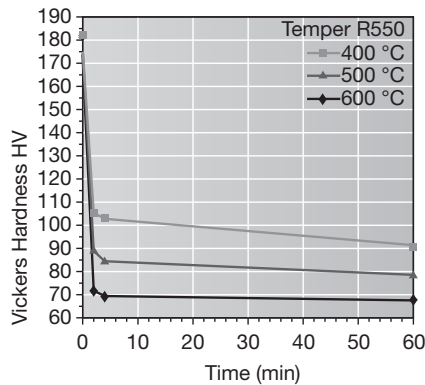
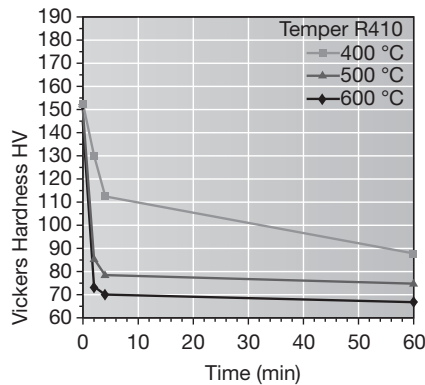
Temper	G010	G020	G030	G050	
Grain Size	mm	≤ 0.015	0.015–0.030	0.020–0.045	0.035–0.070
Hardness HV		≤ 120	≤ 95	≤ 90	≤ 80



Wieland-M36

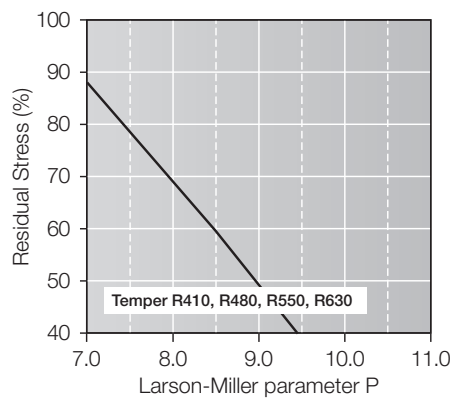
CuZn36
C27000

Resistance to Softening



Vickers hardness
after heat treatment
(typical values)

Thermal Stress Relaxation



Stress remaining after thermal relaxation as a function of Larson-Miller parameter (F. R. Larson, J. Miller, Trans ASME74 (1952) 765–775) given by:

$$P = (20 + \log(t)) \cdot (T + 273) \cdot 0.001$$

Time t in hours, temperature T in °C.

Example: P = 9 is equivalent to 1.000 h/118 °C.

Measured on rolled to temper specimens parallel to rolling direction. Total stress relaxation depends on the applied stress level. Furthermore, it is increased to some extent by cold deformation.

Fatigue Strength

The fatigue strength is defined as the maximum bending stress amplitude which a material withstands for 10^7 load cycles under symmetrical alternate load without breaking. It is dependent on the temper tested and is about $\frac{1}{3}$ of the tensile strength R_m .

Types and Formats Available

- Standard coils with outside diameters up to 1400 mm
- Traverse-wound coils with drum weights up to 1.5 t
- Multicoil up to 5 t
- Hot-dip tinned strip
- Contour-milled strip
- Sheet
- Strip and sheet with protective coating

Dimensions Available

- Strip thickness from 0.10 mm, thinner gauges on request
- Strip width from 3 mm, however min. 10 x strip thickness

Wieland-Werke AG

www.wieland.com

Graf-Arco-Str. 36, 89079 Ulm, Germany, Phone +49 731 944 2030, Fax +49 731 944 4257, info@wieland.de

This leaflet is for your general information only and is not subject to revision. No claims can be derived from it unless there is evidence of intent or gross negligence. The data given are no warranty that the product is of a specified quality and they cannot replace expert advice or the customer's own tests.